

VHF chokes with ferrite core
Rated voltage 500 V dc/ac
Rated current 2 to 10 A
Rated inductance 3 to 25 μ H



Construction

- Ferrite cylinder core
- Winding: single-layer, enamel copper wire, winding ends brought out as leads
- Polyester insulating sleeve

Features

- High resonance frequency
- High rated current

Applications

- RF blocking and filtering
- Interference suppression in small appliances


Marking

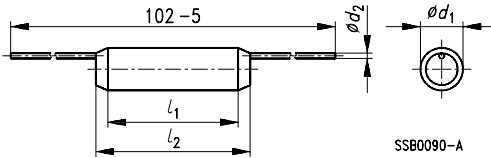
L_R and I_R im in clear text and VDE mark

Delivery mode

Bulk

Approvals

Approval mark	Standard
	VDE 0565-2

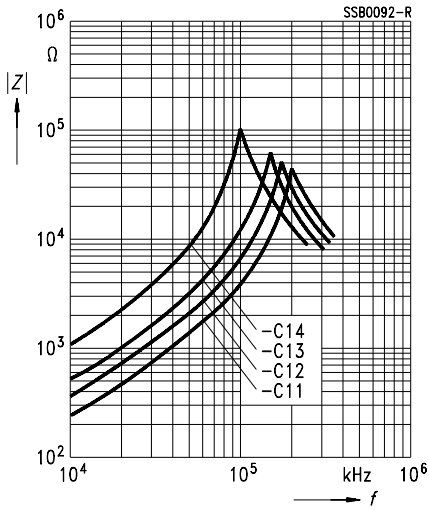
Dimensional drawing

Characteristics and ordering codes

 For further technical data [see page 194](#)

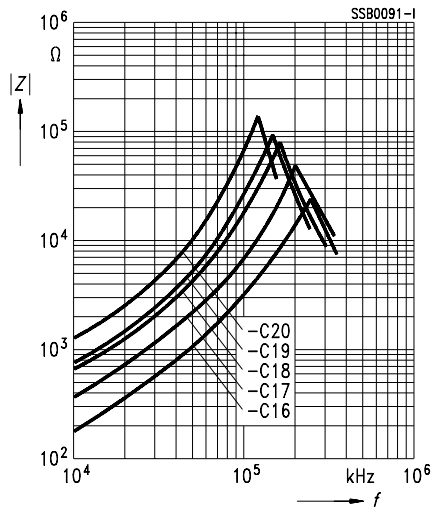
I_R	L_R	R_{typ}	f_{res}	Dimensions (mm)				Approx. weight g	Ordering code
				$l_{1-1,5}$	l_{2-3}	$d_{1\ max.}$	d_2		
A	μH	Ω	MHz						
2	17	0,063	100	18,3	24	7,0	0,45	3,0	B82111-B-C14
3	8	0,025	145	18,3	24	7,0	0,63	3,0	B82111-B-C13
3	13	0,024	170	24,5	29	6,5	0,67	3,5	B82111-B-C19
3	20	0,054	125	24,5	29	6,0	0,5	3,5	B82111-B-C20
3	25	0,046	85	28,5	34	8,5	0,63	6,0	B82111-B-C24
4	6	0,017	170	18,3	24	7,5	0,75	3,0	B82111-B-C12
4	11	0,020	150	24,5	29	6,5	0,71	6,0	B82111-B-C18
4	15	0,024	120	28,5	34	8,5	0,75	7,0	B82111-B-C23
6	4	0,014	205	18,3	24	7,5	0,8	4,0	B82111-B-C11
6	6	0,010	200	24,5	29	7,0	0,95	5,0	B82111-B-C17
6	9	0,012	150	28,5	34	9,0	0,95	8,0	B82111-B-C22
9	3	0,006	220	24,5	29	7,5	1,2	5,0	B82111-B-C16
10	5	0,005	175	28,5	34	9,5	1,3	10,0	B82111-B-C21

Impedance $|Z|$ versus frequency f
(typical values)

B82111-B-C11...-C14



B82111-B-C16...-C20



B82111-B-C21...-C24

