

Features

- 3/8" Square/ Multiturn / Cermet Industrial / Sealed
- Designed for operational amplifier offset voltage adjustment applications
- Reduces power supply drift errors
- Unique center tapped trimming potentiometer
- Vertical and horizontal adjust types available
- Patent #4427966 drive mechanism
- Mounting hardware available
- RoHS compliant* version available

3296-OT1 - 3/8" Square Trimming Potentiometer

Electrical Characteristics

Standard Resistance Range (Pin 1 to Pin 3)
100 ohms to 1 megohm (see standard resistance table)
 Resistance Tolerance±20 % std.
 Absolute Minimum Resistance2 ohms max.
 Voltage Output Variation+0.25 %
 Adjustability (VR)±0.025 %
 Insulation Resistance500 vdc.
1,000 megohms min.
 Dielectric Strength
 Sea Level900 vac
 70,000 Feet350 vac
 Effective Electrical Travel, Norm.
25 turns
 Center Tap Resistance2 ohms max.
 Center Tap Electrical Center±5 %
 Center Tap Dead Band0.5 turn

Environmental Characteristics

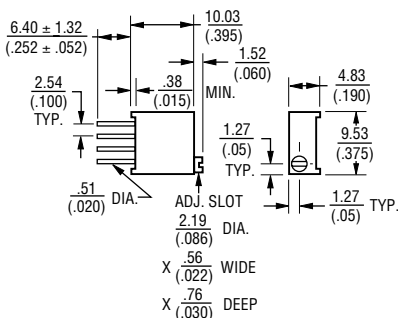
Power Rating
 70 °C0.5 watt
 125 °C0 watt
 Temperature Range
-55 °C to +125 °C
 Temperature Stability (ΔVR)
±0.5 % max.
 Seal Test85 °C Fluorinert†
 HumidityMIL-STD-202 Method 103
 96 hours10 megohms min.
 Vibration, 20 G±1 % ΔTR
 Shock, 100 G±1 % ΔTR
 Load Life, 1,000 Hours±3 % ΔTR
 Rotational Life, 200 cycles
±4 % ΔTR

Physical Characteristics

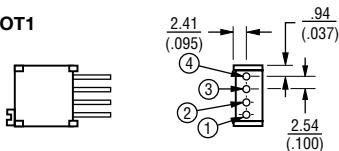
Torque3.0 oz-in. max.
 Mechanical StopsWiper idles
 TerminalsSolderable pins
 Weight0.03 oz.
 MarkingManufacturer's trademark, resistance code, wiring diagram, date code, manufacturer's model number and style
 FlammabilityU.L. 94V-0
 Standard Packaging
50 pcs. per tube/tray
 Adjustment ToolH-90

Also see Model 3386-OT1.

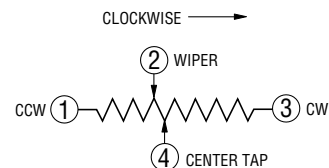
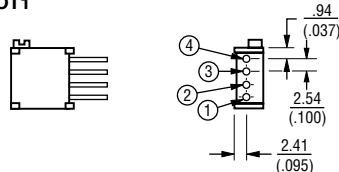
Common Dimensions



3296W-OT1



3296X-OT1



TOLERANCES: ± 0.25 (.010) EXCEPT WHERE NOTED

DIMENSIONS ARE: $\frac{\text{MM}}{\text{(INCHES)}}$

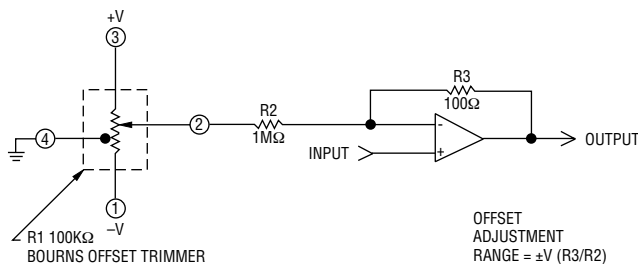
Standard Resistance Table

Resistance (Ohms)	Resistance Code
100	101
200	201
500	501
1,000	102
2,000	202
5,000	502
10,000	103
20,000	203
50,000	503
100,000	104
200,000	204
500,000	504
1,000,000	105

Popular values listed in boldface. Special resistances available.

SHADED AREAS TYPICALLY NOT STOCKED BY DISTRIBUTORS AND NOT RECOMMENDED FOR NEW DESIGNS.

Suggested Offset Voltage Adjustment Circuit



How To Order

3296 X - OT1 - 103 LF

Model _____
 Style _____
 Catalog Product _____
 Resistance Code _____
 Terminations _____
 LF = 100 % Tin-plated (RoHS compliant)
 Blank = 90 % Tin / 10 % Lead-plated (Standard)

REV. 09/04

*RoHS Directive 2002/95/EC Jan 27 2003 including Annex.
 †"Fluorinert" is a registered trademark of 3M Co.
 Specifications are subject to change without notice.
 Customers should verify actual device performance in their specific applications.